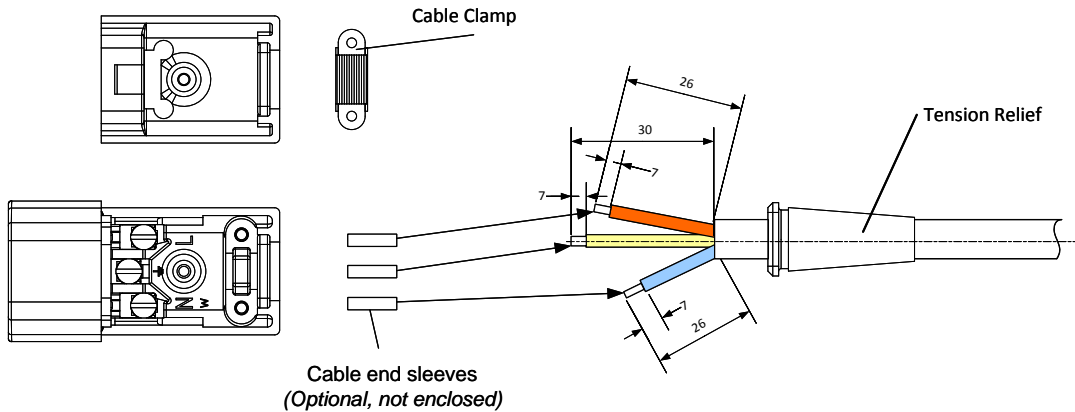


1. Wiring for 4732 & 4735



Applicable Cable Types:

Cable Type:
4732/4735: According to IEC60227-5 or IEC60245-4 Type 60227 IEC 53 or Type 60245 IEC 53


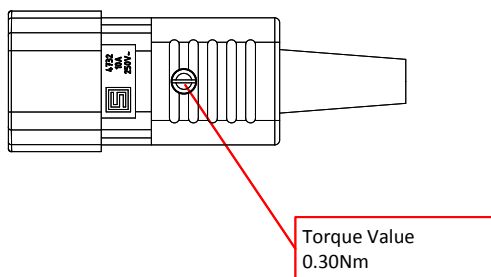
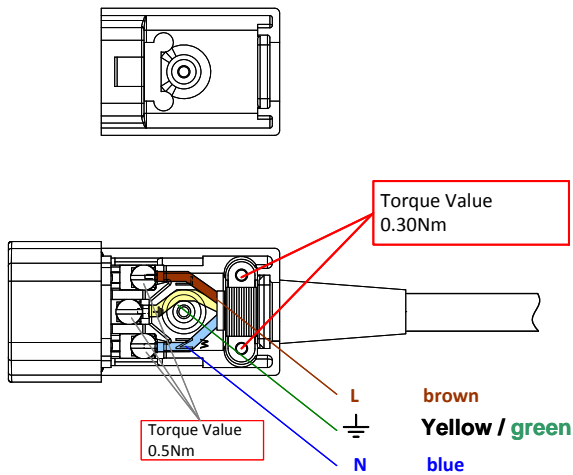
SJT (10A/125V)
SJT (15A/250V)

Max. Cable Diameter:
Ø 8.5mm for 4732.OX00
Ø 10.0mm for 4735.OX00

Max. Wire Size:
3x1.0mm² for 10A
3x16AWG for 15A

Min. Wire Size:
3x0.75mm² for 10A
3x18AWG for 15A

if cord has a length exceeding 2m, nominal cross-sectional areas shall be 1.0mm²/16AWG



Engineering Documentation					Wiring for 4732 and 4735		
owner	creation date	release date	released by	change order no	rev	page	0115.0055
hotzar	2016-11-08	2016-11-18	hotzar	2011424	C	1 of 2	

2. Assembly Instruction

Disconnect power before wiring.

Keep removed piece parts at a safe place to have them ready for reassembling.

1. Loosen cover screw and remove cover.
2. Loosen strain relief screws and remove strain relief.
3. Insert cord into PVC-guard.
4. Remove outer jacket on cord 30 mm. Make sure not to hurt insulation of single conductors.
5. Cut the single wires into length as shown.
6. Strip bare each copper conductor 7mm. Do not strip more than 10 mm.
7. Loosen terminal screws but do not remove screws.
8. Connect green or green/yellow (ground) wire to center clamp marked with ground symbol.
9. Connect blue (white or light grey) wire to clamp marked „N“ (neutral).
10. Connect brown (black / “hot”) wire to clamp marked „L“ (line).
11. Tighten all wire clamp screws with a torque of 0.5 Nm.
12. Insert shoulder of PVC-guard into cutout of base unit.
13. Assemble strain relief bar over cut-off end of outer jacket of the cord and tighten strain relief screws with a torque of 0.3 Nm.
14. Assemble cover unit and tighten cover screw with a torque of 0.3 Nm.

**Warning: Failure to wire as instructed may cause personal injury or damage to device or equipment.
To be installed or checked by an qualified person only.
For factory assembly only.**

Engineering Documentation					Wiring for 4732 and 4735		
owner	creation date	release date	released by	change order no	rev	page	0115.0055
hotzar	2016-11-08	2016-11-18	hotzar	2011424	C	2 of 2	